

Worksurface Shapes


Tables



Rectangle




Rounded Rectangle



Boat



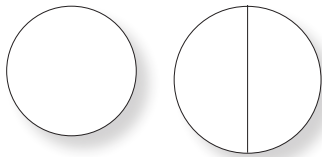
Racetrack (Capsule)



Ellipse



Wedge



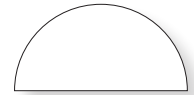
Round



Half-Media




Half-Elliptical



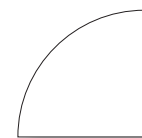
Half-Round



D-Top



Arc D-Top



Quarter-Round



Teleconference